

Website: www.hwoodturners.org

TUTOR: Clive Wilson 027 491 3868
cdwilson@xtra.co.nz

Issue No **40** Friday 4th November



**Hamilton
Woodturners
Club**

Tutor's comment

51 days to Christmas Day and the usual crammed-with-events season has started.

Have you tried finding a parking place at either the Base or at your local supermarket? Have you noticed the increase of traffic on the roads during "rush" hours? These events occur every year in the weeks leading up to Christmas. Here's a bit more. (Sorry) Please add the event dates information listed in this newsletter.

Stay safe and be wary of mad traffic. **Clive**

Tomorrow Saturday
5th November

SORRY – the
WORKSHOP


Will be closed.



DENIS has mastered the "three-cornered" process and now able to turn out excellent projects such as the one shown.

Even dimensions all round adds to eye appeal.

A top job. Well done Denis.



THERE ARE
THREE SIGNS
OF OLD AGE.
THE FIRST IS
MEMORY LOSS.
I FORGET THE
OTHER TWO.



BILL's Four-footer bowl. Great idea and such a fine finish too!

This side up then that side down all from a block of liquid amber wood.



JOHN's very smart "emerging bowl" from a slab of chestnut wood. Can you figure out the process he used?



JOHN again but this time he has been making good use of scraps of treated ply.

I reckon the plants will be quite happy to do their growing in this planter.

A picture of **BILL's** bird house for extremely rare little finches known to exist predominately in the Raglan area and just about nowhere else.

These not-often-seen creatures actually fly upside down. That's why they live in upside down houses as shown in this picture.

Real estate for birds as good as this is hard to find these days.

(sack the photographer who got it wrong)



Two woodturners were out hunting when one of them saw a rabbit.

"Quick," said the first, "Shoot it"

"I can't," said the second, "my gun isn't loaded"

"Well," said the first. "you know that, and I know that, but the rabbit doesn't."



GORDON's free standing table clock was whipped up in a very short time.

Now there's a new turner making rapid progress with basic turning skills.



Next week: WEDNESDAY and THURSDAY sessions. (9th-10th Nov)

Next week it's end-of-course celebration time again. Please continue the iconic Kiwi culture of bringing a plate to share with your turning buddies.

Reminder: (Other important dates for your diaries)

The final sessions for the year are:

Tuesday 6th December

Wednesday 7th December

Thursday 8th December

All members - Christmas closing party Sunday 11th December

RICHARD Jackson

Two items turned from casuarina wood, commonly known as river she-oak.

The wood is very hard and beautiful.

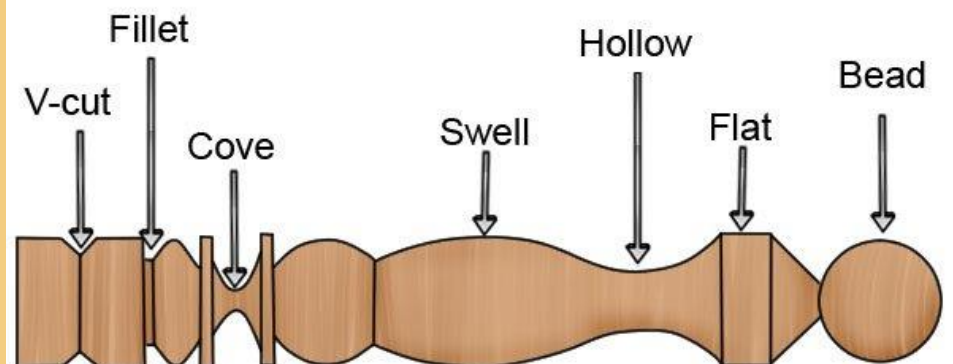


SPINDLE TURNING

Common names for shapes and special cuts.

It's PRACTICE time on your lathes.

OK – find 20 minutes and make a copy of this using the wood and sizes of your choice.



Please bring your charity gift toys into the workshop and place in our Christmas gift box.




Two members have been introduced to pen making. **RIC** has produced his first Slimline pen with all the parts fitting well.

In the background is **STEVE** part-way through shaping the barrels.

OK. **Slimline** completed so now its time to try other pen styles e.g. **Sierra** and **Cigar** pens.



MALCOLM Vaile found an old totara wood fence post, threw some of the heart wood onto his lathe and whipped up a natty little vase. How about that?



CHRISTMAS TOYS

The programme has started with **JOHN BAKER's** three selections. Please put your toy contributions in the white box on the front table. Thanks John.



TWO TREASURES: (left) **DAVID**'s super humming top complete with a round base launching pad. The top has a distinct throaty sound. Quality project outcomes.

(Right) A nifty vase and a marble solitaire game.



TWO MORE TREASURES: (Left) **TREV**'s beautiful bowl. A notable achievement here. The pick of the week for its shape rim-to-rim transition and the applied he finish.

(Right) This top emits the best sound ever and would win any spinning endurance test.


First woodturner: "Umm, is that Air New Zealand? Can you tell me how long it takes to fly from Hamilton to Wellington?"

Booking Agent: "Just a minute sir"Air..

Woodturner: "OK, thank you very much," and he hung up.



Newbie turners **ALISTER** and **JO** have completed their second project with vase shape turnings. Both managed the end grain drilling and the use of the cup chisel really well.



Wow! How thin is thin? **RICHARD** had a shot at making an ultra-thin three-legged platter and here's the result.

That's all for this week.

Go all the kiwi teams playing cricket, netball or rugby or any other NZ sporting endeavour!

CLIVE